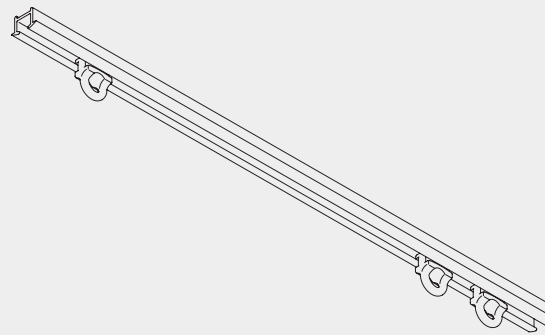


Hand Operated Curtain Track Systems



Hand Operated Curtain Track System

Silent Gliss® 1011



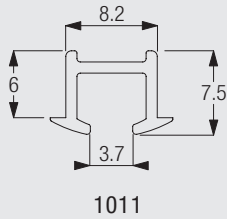
Product Information

- Hand operated curtain track for light curtains and nets
- Thin, elegant and bendable profile for recessing into timber ceilings
- Pre-drilled every 120mm
- Standard colour silver only
- Quick fixing to wood with 7550 centre tool
- Standard profile length 6m, (profile connector for longer lengths)
- Can be bent



1011

Profile, Bending and Specification Information



Specification guide - download from www.silentgliss.co.uk.

Silent Gliss 1011 curtain track, hand-drawn, anodised aluminium, complete with gliders 3533 at 16/m. 1 end stop 3016 and 1 spring stop 3032 per length. Top fixed at 240mm. centres to prepared grooved timber or timber soffit prior to plastering.Lm.

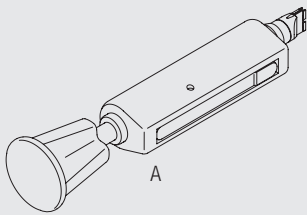
Fitting Information

Fixing points



The fixing distances are meant as a guide only: they may vary in practice depending on surface and curtain weight.

Silent Gliss Tool 7550 makes fitting to wood more efficient and eliminates damage to the track.



- A: Centre tool 7550
- B: Screw 3019 / 12mm
- C: Screw 3025 / 18mm

The screws above are for fixing to wood.

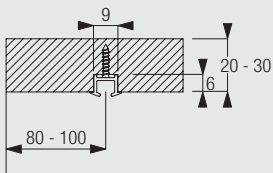
When fixing to concrete, screws 2021 will be provided.

1011

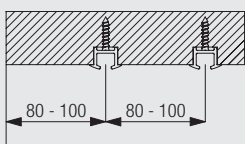
Fitting Options

CAD download through Silent Gliss website (password required) www.silentgliss.co.uk

Recess fix in timber with single profile



Recess fix in timber with two or multiple profiles



The final distances may be outside of the recommendations above depending on curtain heading, make-up and any obstructions. Batten thickness depends on length of screw.

Standard Accessories

1011 Profile



3019 Special screw - 12mm
(standard for timber)



3534 Glider 3533 in strip form



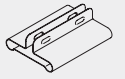
3016 Endstop



3032 Spring stop



7002 Profile protector

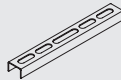


Optional Accessories

3017 Endstop



3063 Connecting bridge



3071 Screw twist endstop



3533 Glider



3570 Rotating glider



10431 Draw rod with hook, 75cm



10433 Draw rod with hook, 125cm



3025 Special screw (18mm)



3070 Twist eye endstop



3511 Glider



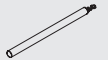
3548 Retrofit glider



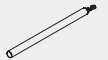
10430 Draw rod with hook, 50cm



10432 Draw rod with hook, 100cm



10434 Draw rod with hook, 150cm



1011

Useful Information and Sewing Accessories

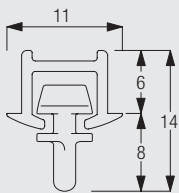


Diagram uses standard 3533/3534 glider and is measured to the inside of the glider eye. For optional gliders substitute dimensions below:
 3570 = 6.0mm
 3548 = 8.5mm

3068 Loop tape



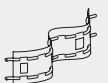
3571 Hook



3599 Hook



3562 Standard tape

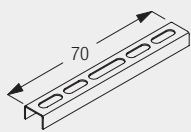


3582 Hook



Useful Measurements

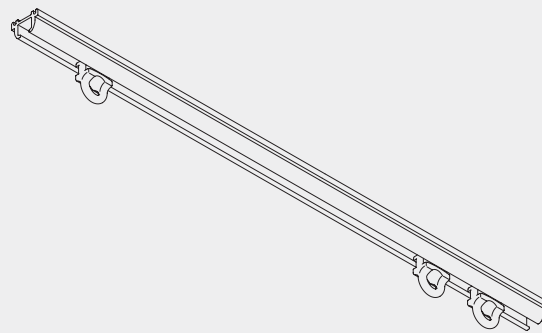
3063 Connecting bridge



1011

Hand Operated Curtain Track System

Silent Gliss® 1012



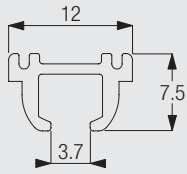
Product Information

- Hand operated curtain track for light curtains and nets
- Especially suitable for trucks, boats, caravans, etc
- Thin, elegant and bendable ceiling fix profile with special concrete-fixing supports where appropriate
- Quick fixing to wood with special Silent Gliss 7550 centre tool
- Pre-drilled every 120mm
- Standard colours: silver and bronze
- Standard profile length 6m, (profile connector for longer lengths)
- Can be bent



1012

Profile, Bending and Specification Information



1012



Can only be bent to two radii -
60mm or 100mm

Specification guide - download from www.silentgliss.co.uk (password required).

Silent Gliss 1012 curtain track, hand-drawn, anodised aluminium, complete with gliders 3533 at 16/m. 2 endstops 3016 per length, top fixed to timber (by others) at 360mm. centres with special screw 3019.Lm. State colour.

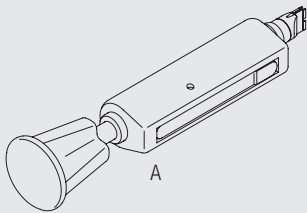
Fitting Information

Fixing points



The fixing distances are meant as a guide only: they may vary in practice depending on surface and curtain weight.

Silent Gliss Tools 7550 makes fitting to wood more efficient and eliminates damage to the track.



A: Centre tool 7550
B: Screw 3019 / 12mm
C: Screw 3025 / 18mm

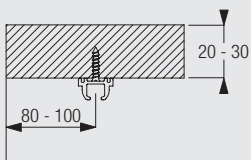
The screws above are for fixing to wood.

When fixing to concrete, screws 2021 will be provided.

1012

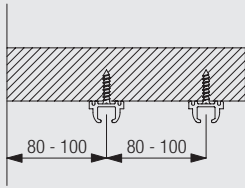
Fitting Options

Ceiling fix to timber with single profile



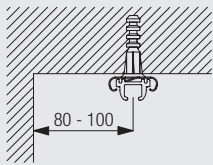
The final distances may be outside of the recommendations above depending on curtain heading, make-up and any obstructions. Batten thickness depends on length of screw.

Ceiling fix to timber with two or multiple profiles



The final distances may be outside of the recommendations above depending on curtain heading, make-up and any obstructions. Batten thickness depends on length of screw.

Fixing to concrete ceilings with support 3112



The final distances may be outside of the recommendations above depending on curtain heading, make-up and any obstructions. Batten thickness depends on length of screw.

Standard Accessories

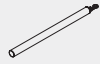
1012	Profile		3016	Endstop	
3019	Special screw - 12mm (standard for timber)		3112	Concrete fixing support (std for concrete)	
3534	Glider 3533 in strip form		7002	Profile protector	

1012

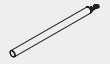
Optional Accessories

3025	Special screw (18mm)		3032	Spring stop	
3064	Connecting bridge		3070	Twist eye endstop	
3071	Screw twist endstop		3511	Glider	
3533	Glider		3548	Retrofit glider	
3570	Rotating glider		10430	Draw rod with hook, 50cm	
10431	Draw rod with hook, 75cm		10432	Draw rod with hook, 100cm	

10433 Draw rod with hook, 125cm



10434 Draw rod with hook, 150cm



Useful Information and Sewing Accessories

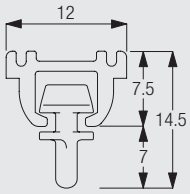
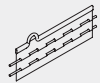


Diagram uses standard 3533/3534 glider and is measured to the inside of the glider eye. For optional gliders substitute dimensions below:

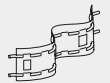
3570 = 6.0mm

3548 = 6.5mm

3068 Loop tape



3562 Standard tape



3571 Hook



3582 Hook

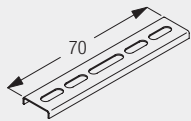


3599 Hook



Useful Measurements

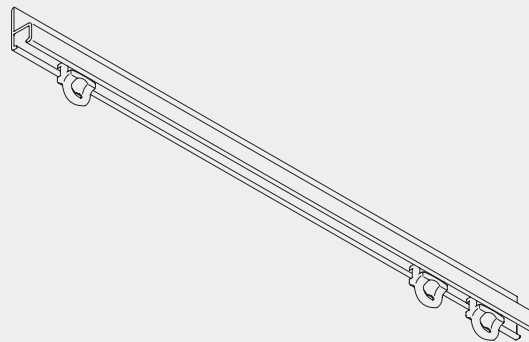
3064 Connecting bridge



1012

Hand Operated Curtain Track System

Silent Gliss® 1021



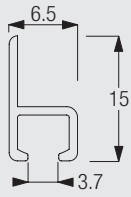
Product Information

- Discreet wall fix hand operated curtain track for light curtains and nets
- Widely used for aircraft, trucks, boats, caravans, etc
- Ideal for mounting directly on to window frames/doors or wooden batten
- Pre-drilled every 300mm
- Standard colours: silver, white, bronze and gold
- Standard profile lengths: 5m silver only, 6m all colours
- Can be bent



1021

Profile, Bending and Specification Information



1021



Standard radius 100mm

The standard radius is recommended for optimal operation. The minimum possible radius is 60mm.

Specification Guide - download from Silent Gliss Extranet

Silent Gliss 1021 curtain track, hand-drawn, anodised aluminium, complete with gliders 3533 at 16/m. and 2 stops 3016 per length, face fixed level with under-side timber batten (by others) at 300mm. centres with special screw 6835.Lm.

Fitting Information

Fixing points



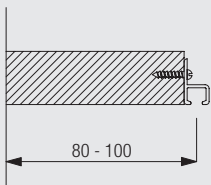
The fixing distances are meant as a guide only: they may vary in practice depending on surface and curtain weight.

Fitting Options

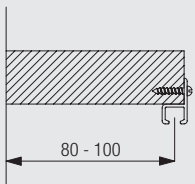
Face fix profile



1021



Fixing profile underneath



The final distances may be outside of the recommendations above depending on curtain heading, make-up and any obstructions. Batten thickness depends on length of screw.

Standard Accessories

1021 Profile



3016 Endstop



3534 Glider 3533 in strip form



6835A Special roundhead screw 12mm No. 4

Optional Accessories

3017 Endstop



3032 Spring stop



3070 Twist eye endstop



3071 Screw twist endstop



3511 Glider



3533 Glider



3548 Retrofit glider



3570 Rotating glider



3580 Side mounted glider/hook



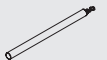
10430 Draw rod with hook, 50cm



10431 Draw rod with hook, 75cm



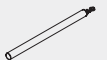
10432 Draw rod with hook, 100cm



10433 Draw rod with hook, 125cm



10434 Draw rod with hook, 150cm



6835B Special roundhead screw 24mm No.4

6835C Pozidrive screw 12mm No.4



1021

Useful Information and Sewing Accessories

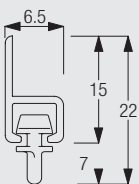


Diagram uses standard 3533/3534 glider and is measured to the inside of the glider eye. For optional gliders substitute dimensions below:

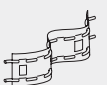
3570 = 6.0mm

3548 = 7.5mm

3068 Loop tape



3562 Standard tape



3571 Hook



3582 Hook



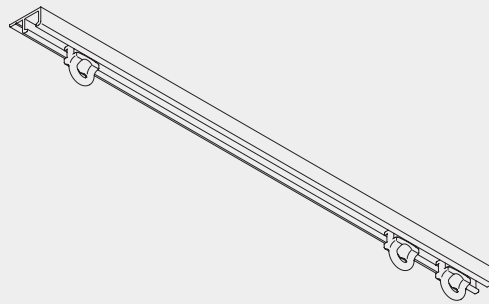
3599 Hook



1021

Hand Operated Curtain Track System

Silent Gliss® 1025



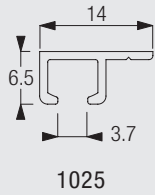
Product Information

- Discreet ceiling fix track ideal for mounting preferably to wood
- Widely used for aircraft, trucks, boats, caravans
- For light curtains and nets
- Pre-drilled every 300mm
- Standard colours: silver, white, bronze and gold
- Standard profile lengths: 5m silver only, 6m all colours
- Can be bent



1025

Profile, Bending and Specification Information



We recommend the standard radius for optimal operation, but the minimum possible radius is 60mm.

Specification Guide - download from www.silentgliss.co.uk (password required).

Silent Gliss 1025 curtain track, hand-drawn, anodised aluminium, complete with gliders 3533 at 16/m. nd 2 stops 3016 per length, top fixed to timber (by others) at 300mm. centres with special screw 6835.Lm.

Fitting Information

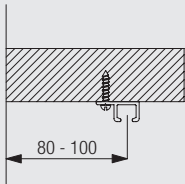
Fixing points



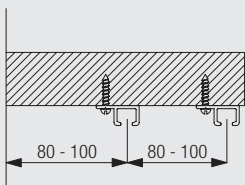
The fixing distances are meant as a guide only: they may vary in practice depending on the surface and curtain weight.

Fitting Options

Ceiling fix to timber with single profile



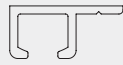
Ceiling fix to timber with two or multiple profiles



The final distances may be outside of the recommendations above depending on curtain heading, make-up and any obstructions. Batten thickness depends on length of screw.

Standard Accessories

1025 Profile



3016 Endstop



3534 Glider 3533 in strip form



6835A Special roundhead screw 12mm No. 4

Optional Accessories

3017 Endstop



3032 Spring stop



3070 Twist eye endstop



3071 Screw twist endstop



3511 Glider



3532 Glider



3533 Glider



3548 Retrofit glider



3570 Rotating glider



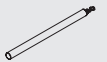
3580 Side mounted glider/hook



10430 Draw rod with hook, 50cm



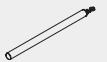
10431 Draw rod with hook, 75cm



10432 Draw rod with hook, 100cm



10433 Draw rod with hook, 125cm



10434 Draw rod with hook, 150cm



6835B Special roundhead screw 24mm No.4

6835C Pozidrive screw 12mm No.4



1025

Useful Information and Sewing Accessories

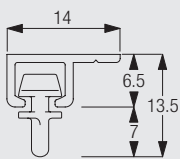


Diagram uses standard 3533/3534 glider and is measured to the inside of the glider eye. For optional gliders substitute dimensions below:

3570 = 6.0mm

3548 = 7.5mm

3068 Loop tape



3571 Hook



3582 Hook




3599 Hook



Hand Operated Curtain Track System

Silent Gliss® 1060



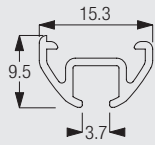
Product Information

- Offered with Snake Wave only up to 4.71m.
- Hand operated curtain track for light weight curtains in domestic and contract applications.
- Easy fixing with hidden clamp to all kind of ceilings.
- Standard colours: anodised aluminium or white powder coated.



1060

Profile and Bending Information



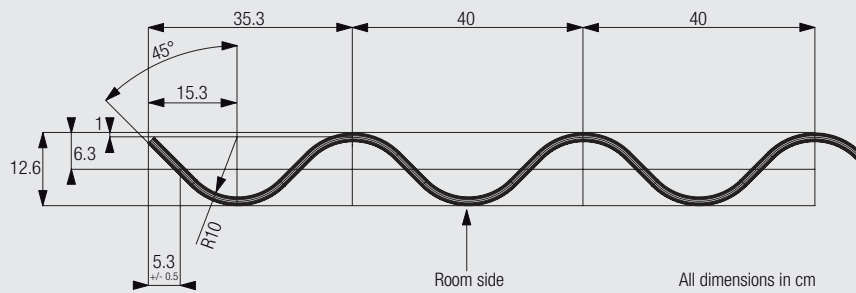
1060



Bent for Snake Wave only.

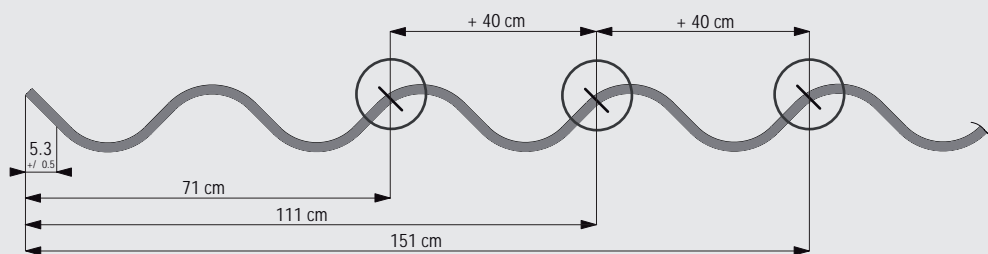
System Options

Snake Wave Curtain Track System



Precise bending techniques allow Silent Gliss to create a unique appearance of this system. The curtain glides smoothly along the tracks with astonishing effect.

Max. system length with Snake Wave is 4.71m. Only applicable with glider 3511.



A symmetric appearance of system with equal end distance is only possible if the profile is cut at the lengths shown in the examples above.

Further symmetric cutting measurements: 191cm, 231cm, 271cm, 311cm, 351cm, 391cm, 431cm, 471cm

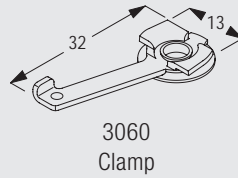
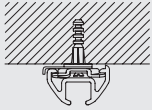
Fitting Basic Information



The fixing distances are meant as a guide only: they may vary in practice, depending on surface and curtain weight.


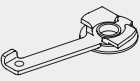
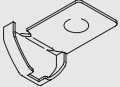


Fitting Information

Ceiling fixing with clamp 3060



Fix track with at least one clamp 3060 every 300mm.
Higher edge of profile to room side.

Standard Accessories

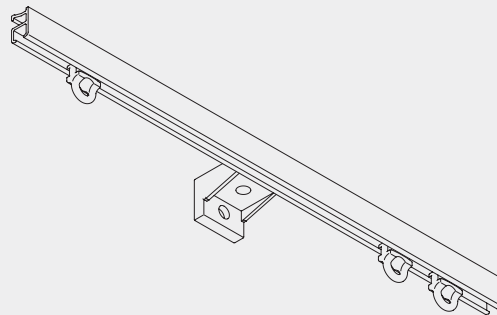
1060	Profile		3060	Clamp	
3061	Endcover		3085	Spring stop	
3511	Glider				

Useful Measures

3060	Clamp		3061	Endcover		 1060
------	-------	---	------	----------	---	---

Hand Operated Curtain Track System

Silent Gliss® 1090



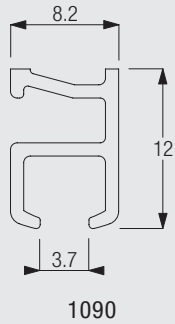
Product Information

- Wall or ceiling fix hand operated curtain track for light curtains
- Unobtrusive but deceptively strong
- Double fixing possible for two parallel curtains with single fixing screw
- Standard profile colours: white, silver (5m and 6m) and bronze (6m)
- Profile connector for longer lengths
- Can be bent



1090

Profile, Bending and Specification Information



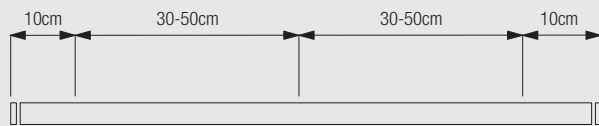
The standard radius is recommended for optimal operation. The minimum possible radius is 60mm.

Specification Guide- download from the Silent Gliss website www.silentgliss.co.uk (password required)

Silent Gliss 1090 curtain track, hand-drawn, anodised aluminium, complete with gliders 3533 at 16/m. and 2 enstops 3016 per length. Top fixed with nylon brackets 3176/face fixed with nylon brackets 3175, each screwed to timber/plugged and screwed to blockwork/concrete at 450mm. centres.Lm. Bronze track, as above. Silent Gliss 1090W, as above except with powder coated white finished aluminium.

Fitting Information

Bracket positioning and fixing with brackets 3175 and 3176



The fixing distances are meant as a guide only: they may vary in practice, depending on surface and curtain weight.

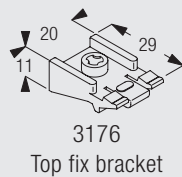
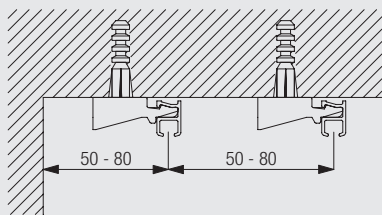


Installation: push track on bracket in direction indicated
Removal: place screwdriver where indicated (A) and twist. Pull track away from bracket

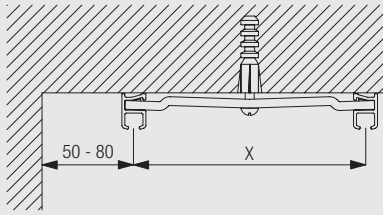
1090

Fitting Options

Ceiling fix with bracket 3176



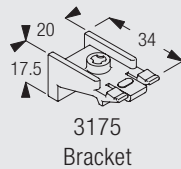
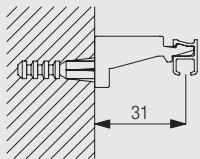
Ceiling double fix with bracket 3113 / 3115



	X (mm)
3113	57
3115	80

The final distances may be outside of the recommendations above depending on curtain heading, make-up and any obstructions.

Wall fix with bracket 3175



3175
Bracket

Standard Accessories

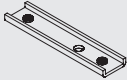
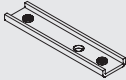
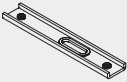
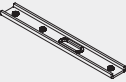


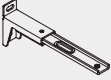








		1090	Profile		
3016	Endstop		3175	Bracket	
3534	Glider 3533 in strip form				



1090

Optional Accessories

0516	Pelmet spacer		3071	Screw twist endstop	
3096	Connecting bridge		3113	5cm spacer for double fixing	
3115	7cm spacer for double fixing		3133	Bracket cover (60mm)	
3134	Extension bracket (60mm)		3135	Extension bracket (80mm)	
3136	Extension bracket (100mm)		3137	Extension bracket (120mm)	
3138	Extension bracket (150mm)		3139	Extension bracket (200mm)	
3176	Top fix bracket		3271	Adjustable bracket base	

3272	Adjustable bracket arm (69mm)		3272	Adjustable bracket arm (69mm)	
3273	Adjustable bracket arm (92mm)		3274	Adjustable bracket arm (122mm)	
3275	Adjustable extension bracket set (69mm)		3276	Adjustable extension bracket set (92mm)	
3277	Adjustable extension bracket set (122mm)		3548	Retrofit glider	
3570	Rotating glider		6748	Cheese head machine screw (M4)	
10430	Draw rod with hook, 50cm		10431	Draw rod with hook, 75cm	
10432	Draw rod with hook, 100cm		10433	Draw rod with hook, 125cm	
10434	Draw rod with hook, 150cm		3133L	Extended bracket cover for 3137/8/9	

Useful Information and Sewing Accessories

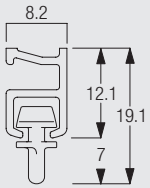





Diagram uses standard 3533/3534 glider and is measured to the inside of the glider eye. For optional gliders substitute dimensions below:

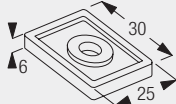
3570 = 6.0mm

3548 = 7.5mm

1090

3562	Standard tape		3582	Hook	
3599	Hook				

Useful Measurements

0516	Pelmet spacer	
------	---------------	---